

K-TUNED

RACE PROVEN

Air Sensor Fitting

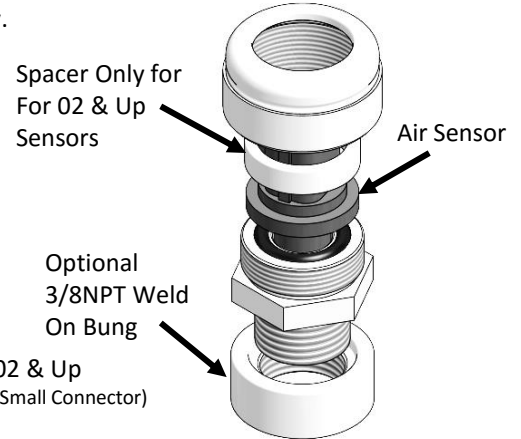
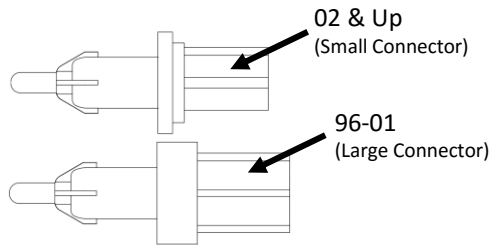
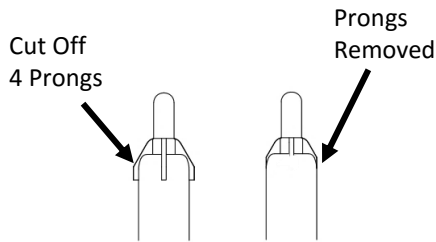
KTD-AIR-FIT

The K-Tuned Air Sensor Fitting gives you the option to weld the 3/8 NPT Bung on to your intake piping or gives you the option to thread it in to an existing 3/8 NPT on your intake.

When installing the Fitting on your intake piping ensure that the tip on the sensor is not blocked or covered as this will be what gives you your reading.

When installing your sensor you will need to cut off the 4 prongs at the bottom of the sensor used to hold on to the stock intake. When doing this carefully take a sharp knife (slice away from the tip so you don't damage the sensor) of the prongs so they are flush with the sensor like the image shown.

When using a 02 & Up Sensor be sure to place the spacer between the sensor and the top cap to allow the sensor to seal correctly.



Please Note: After Welding the Bung run a 3/8NPT tap through the bung to Clean Up the threads and remove imperfections.